

PORTABLE FIRE EXTINGUISHERS



DRONESVIP

CIVIL AERONAUTICAL TRAINING CENTER

GOALS

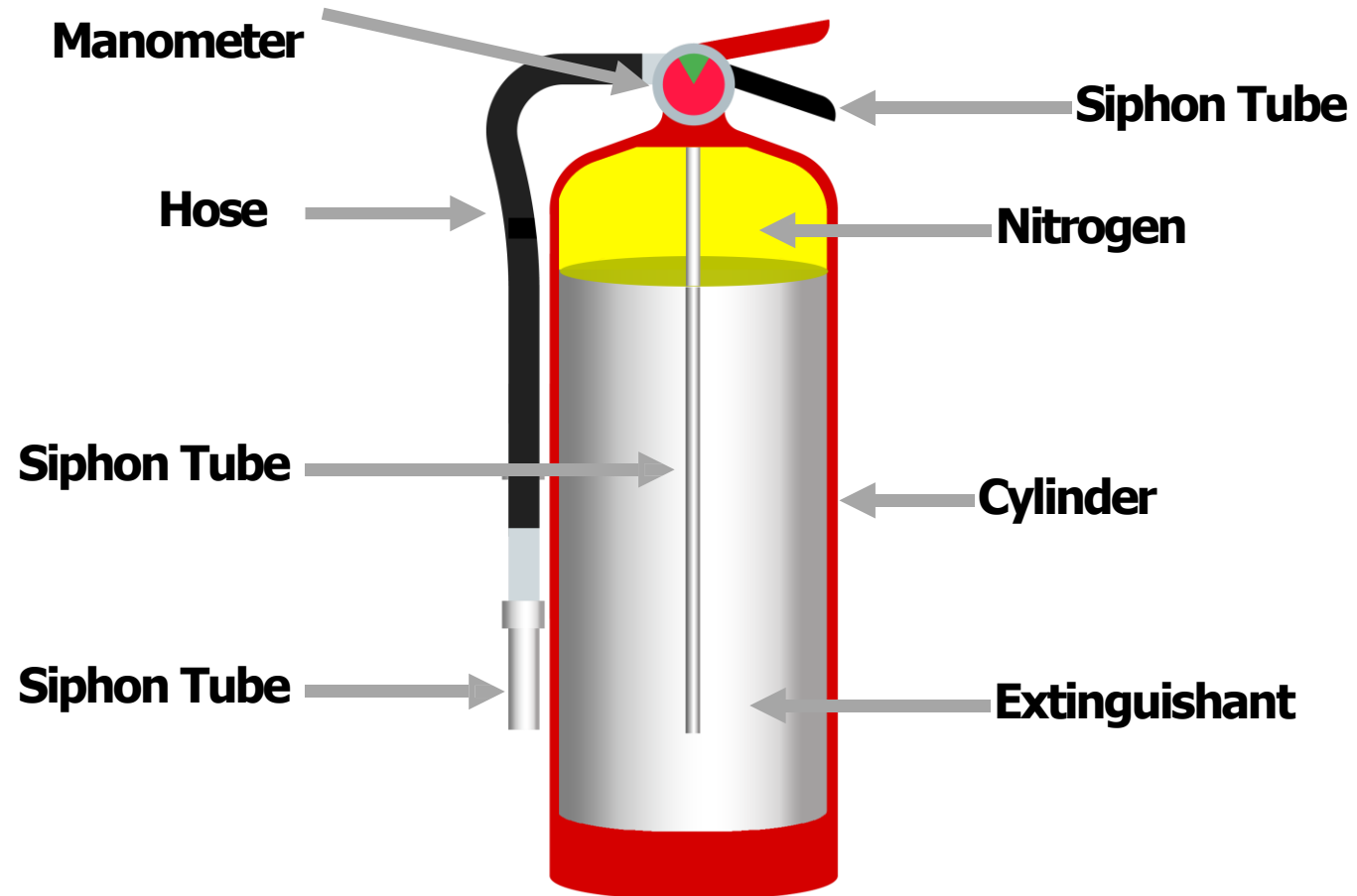
Know the different types of water extinguishers and how they are identified.



What is a fire extinguisher?

It is an apparatus containing an extinguishing agent or substance that can be projected and directed on a fire by the action of internal pressure


PARTS OF A FIRE EXTINGUISHER



FIRE EXTINGUISHERS



HOW TO TELL IF A FIRE EXTINGUISHER IS CHARGED



TYPE OF LABELING


CLASS A FIRE



CLASS B FIRE




CLASS C FIRE



CLASS D FIRE



CLASS K FIRE



TYPE OF SIGNAGE

			<p>Suitable for Class B and C fires, but not for Class A fires.</p> <p>Suitable for Class A fires, but not suitable for Class B and C fires.</p> <p>Suitable for Class A and B fires, but not for Class C fires</p>
			
			

TYPES OF FIRE EXTINGUISHERS



Chemical Powder



Water



CO₂



**Acetate
Potassium**



Foam








Halon

COMPONENTS OF A FIRE EXTINGUISHER



www.mepengineersclub.com

ELEMENTS

Extiguishing agent	 A	 B	 C	 D	 F
Pulverised water	Ideal	Recommended	NO	NO	NO
Water jet	Highly Recommended	NO	NO	NO	NO
Powder ABC (conventional)	Highly Recommended	Ideal	Highly Recommended	NO	NO
Powder ABC (polyvalent)	Highly Recommended	Highly Recommended	Highly Recommended	NO	NO
Powder for metals	NO	NO	NO	Ideal	NO
Foam	Highly Recommended	Highly Recommended	NO	NO	NO
Carbon dioxide	Recommended	Recommended	NO	NO	NO
Halogenated hydrocarbons	Recommended	Highly Recommended	NO	NO	NO
Potassium Acetate	NO	NO	NO	NO	Ideal

USE OF THE FIRE EXTINGUISHER

**1****Pull**

Remove the lock

**2****Aim**

Point the nozzle of the extinguisher at the base of the fire. Keep a distance of 3 to 5 m. from the fire.

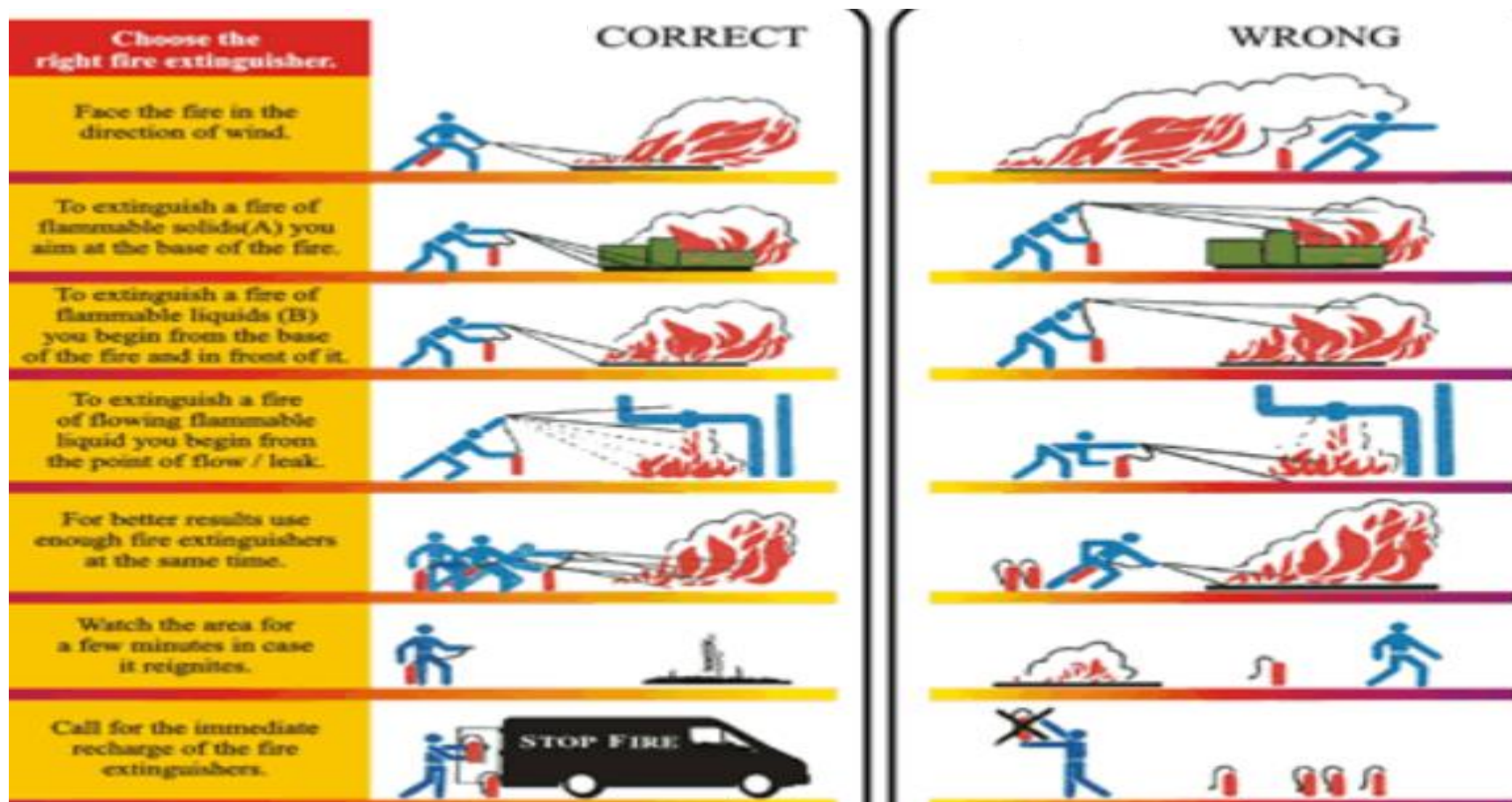
**3****Opress**

Squeeze the extinguisher valve lever

**4****Direct the download**

Discharge the contents of the extinguisher over the fire; making a slow back-and-forth motion from side to side until it turns off.

USE OF THE FIRE EXTINGUISHER



WHAT TO DO IN CASE OF FIRE

Locate fire and its
intensity

2



3

Call the Fire
Department



1

Stay calm.
Don't panic



WHAT TO DO IN CASE OF FIRE

Dampen a cloth and cover your nose and mouth

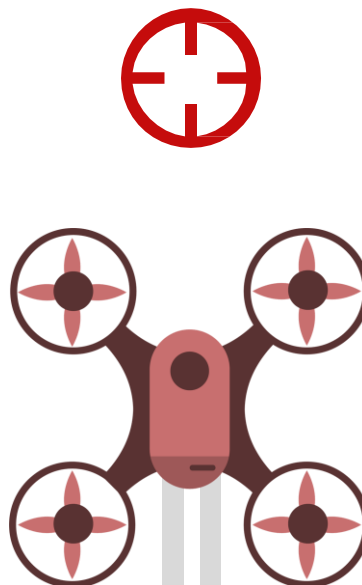
6

Use the fire extinguisher

4

5 Use Emergency Exit

5



QUESTION TIME !